13 JANUARY 2024

Face Detection

TERM WORK

Minor project done in the face detection

By
Harsh Deep

Introduction: Unlocking the Power of Face Detection



In the realm of computer vision, one of the most fascinating and consequential challenges is the accurate detection of human faces. Face detection, a fundamental task within the broader field of image processing, plays a pivotal role in various applications, ranging from security and surveillance to human-computer interaction and entertainment. As our world becomes increasingly digitised, the

ability to identify and analyse human faces has become an indispensable component of cutting-edge technological advancements.

The human face, with its intricate features and expressions, encapsulates a wealth of information, making it a rich subject for computational exploration. Over the years, researchers and engineers have dedicated extensive efforts to develop sophisticated algorithms and techniques capable of discerning and localising faces within digital imagery. This endeavour has given rise to a plethora of methodologies, each with its unique strengths, limitations, and suitability for specific contexts.

This major project delves into the intricate realm of face detection, seeking to contribute to the ever-evolving landscape of computer vision. Through a meticulous exploration of existing algorithms and the implementation of a novel approach, the aim is to enhance the accuracy, speed, and adaptability of face detection systems. By doing so, we not only unravel the technical intricacies of computational

face detection but also unlock its vast potential across diverse domains.

As we embark on this journey, it is imperative to understand the pervasive influence of face detection in our daily lives. From securing sensitive areas through facial recognition in surveillance systems to enabling seamless interactions with smart devices, the applications are both numerous and transformative. The project's significance lies not only in its technical prowess but in its capacity to address real-world challenges and contribute to the evolution of intelligent systems that increasingly rely on visual cues.

Through a comprehensive examination of literature, the subsequent sections will navigate the landscape of existing face detection techniques, providing insights into their methodologies, strengths, and limitations. The project will then detail the chosen methodology, the dataset employed, and the intricacies of the implementation process. The evaluation and results sections will shed light on the project's performance, followed by a critical

discussion of findings and potential avenues for future exploration.

In essence, this major project is an exploration into the heart of face detection—an endeavour to unravel the complexities, capitalise on the opportunities, and contribute to the ongoing narrative of computer vision's transformative impact on our digitally interconnected world. As we delve into the depths of facial recognition technology, let us embark on a journey that transcends algorithms and code, reaching into the profound intersections of technology, humanity, and the future they co-create.

Literature Review: Navigating the Landscape of Face Detection Techniques

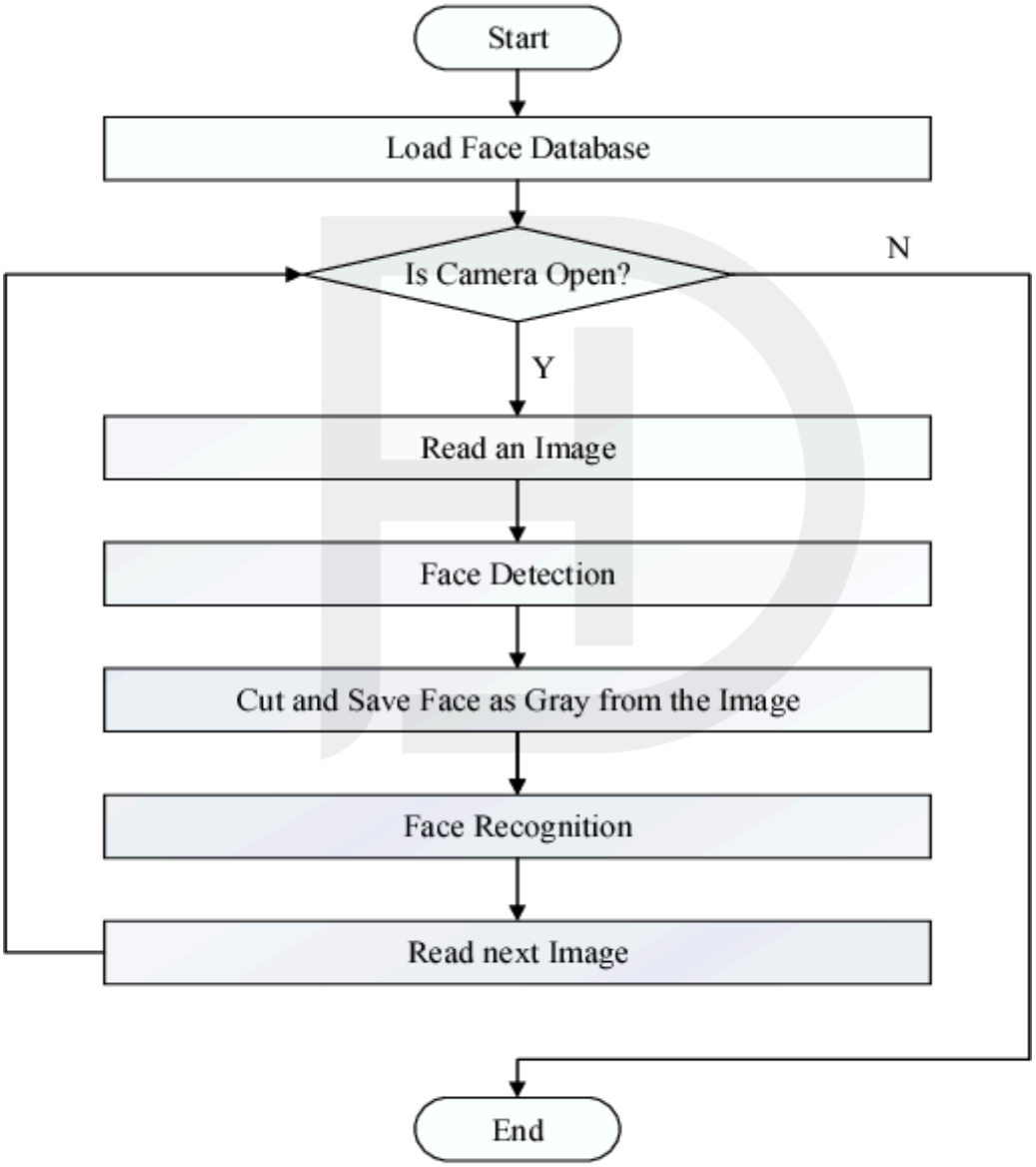

Figure 1. System flow chart.

In the expansive field of face detection, a thorough review of existing literature is crucial to understanding the evolution of methodologies, the challenges faced, and the strides made by researchers and practitioners. This literature review provides a comprehensive survey of prominent face detection techniques, shedding light on their underlying principles, applications, and comparative performances.

1. Viola-Jones Algorithm:

One of the pioneering breakthroughs in face detection emerged with the Viola-Jones algorithm. Introduced in 2001, this method harnesses Haar-like features and a cascading structure to efficiently discern faces in real-time. Known for its speed and simplicity, Viola-Jones laid the foundation for subsequent advancements in the field.

2. Histogram of Oriented Gradients (HOG):

The Histogram of Oriented Gradients, proposed by Dalal and Triggs in 2005, focuses on capturing local gradients' distribution in an image. Particularly effective in detecting object boundaries and shapes, HOG has found substantial application in face detection systems. Its adaptability and robustness make it a popular choice, especially in scenarios with varying lighting conditions.

3. Convolutional Neural Networks (CNN):

In recent years, the advent of deep learning has revolutionised face detection. Convolutional Neural Networks, with their ability to automatically learn hierarchical features, have demonstrated unparalleled accuracy. Models like MTCNN (Multi-task Cascaded Convolutional Networks) and the region-based CNN, known as Faster R-CNN, have set new benchmarks in face detection performance.

4. Hybrid Approaches:

Researchers have also explored hybrid approaches that combine traditional computer vision techniques with deep learning. These methods aim to leverage the strengths of both paradigms. For instance, the Fusion of CNN and HOG features has demonstrated improved accuracy in complex scenarios.

5. 3D Face Detection:

As technology advances, the demand for three-dimensional face detection has grown. Techniques utilising depth information from sensors like LiDAR or stereo cameras offer enhanced robustness against variations in pose and illumination.

6. Challenges and Limitations:

While the aforementioned techniques have shown remarkable success, face detection still faces challenges. Variability in facial expressions, occlusions, and changes in lighting conditions pose persistent hurdles. Understanding these limitations is crucial for developing more robust and versatile face detection systems.

7. Benchmark Datasets:

The evaluation of face detection algorithms often relies on benchmark datasets. Datasets like Labelled Faces in the Wild (LFW), CelebA, and WIDER FACE have played pivotal roles in gauging algorithmic performance and fostering healthy competition in the research community.

8. Recent Trends:

Recent trends in literature indicate a shift towards real-time and edge computing applications. Efficient models that can operate on resource-constrained devices without compromising accuracy are gaining prominence.

Objectives: Unveiling the Goals of the Face Detection Major Project



The objectives of the face detection major project serve as the compass guiding the research, implementation, and evaluation phases. These objectives are designed to articulate the specific aims and outcomes that the project endeavours to achieve. Through a systematic approach, the project aims to contribute meaningfully to the domain of face detection. Here is an elaboration of the objectives:

1. Comprehensive Understanding of Face Detection Techniques:

- Acquire an in-depth understanding of various face detection techniques, spanning classical methods such as Viola-Jones to contemporary deep learning approaches like Convolutional Neural Networks (CNNs).

- Analyse the strengths and weaknesses of each technique in terms of accuracy, speed, and adaptability to different scenarios.

2. Critical Review of Existing Literature:

- Conduct a thorough literature review to identify gaps, challenges, and recent advancements in the field of face detection.

- Evaluate the applicability of existing techniques to real-world scenarios, considering factors such as robustness, scalability, and computational efficiency.

3. Selection and Justification of Methodology:

- Choose a specific face detection methodology based on the critical review of existing literature and identified research gaps.

- Justify the selection of the chosen methodology, highlighting its potential advantages over other existing approaches.

4. Implementation of Chosen Methodology:

- Develop a robust and efficient implementation of the selected face detection methodology.

- Consider optimizations to ensure the system's scalability and real-time performance, particularly if the project targets applications in time-sensitive domains.

5. Dataset Selection and Preprocessing:

- Select a relevant and representative dataset for training and testing the face detection system.

- Implement preprocessing techniques to enhance the quality and diversity of the dataset, addressing potential biases or limitations.

6. Rigorous Training and Fine-Tuning:

- Conduct rigorous training of the face detection model using the chosen dataset.

- Explore fine-tuning strategies to optimise the model's performance and adaptability to various environmental conditions.

7. Evaluation Metrics and Benchmarking:

- Define and implement appropriate evaluation metrics to assess the face detection system's performance.

- Benchmark the developed system against existing state-of-the-art methods or industry standards to validate its effectiveness.

8. Results Analysis and Interpretation:

- Analyse the results obtained from the evaluation, providing a comprehensive interpretation of the system's strengths and areas for improvement.

- Discuss any unexpected findings or challenges encountered during the implementation and evaluation processes.

9. User Interface Design (if applicable):

- If the project involves a user interface, design an intuitive and user-friendly system for interacting with the face detection capabilities.

- Consider the end-user experience and potential applications in real-world scenarios.

10. Documentation and Knowledge Transfer:

- Document the entire process, including methodology, implementation details, challenges faced, and lessons learned.

- Facilitate knowledge transfer by creating clear and accessible documentation, ensuring that the project's insights can be shared and built upon by others.

Through the accomplishment of these objectives, the face detection major project aims to contribute valuable insights, advancements, and practical solutions to the dynamic field of computer vision. The successful realisation of these objectives will not only demonstrate technical proficiency but also showcase the project's potential impact on real-world applications.

Methodology: Unravelling the Face Detection Algorithm

One of the most common and simple methods for face detection is the **Viola-Jones algorithm,** which was introduced by Paul Viola and Michael Jones in their seminal paper in 2001. This algorithm is known for its efficiency, simplicity, and real-time face detection capabilities. Here's an elaborate explanation of the Viola-Jones algorithm:

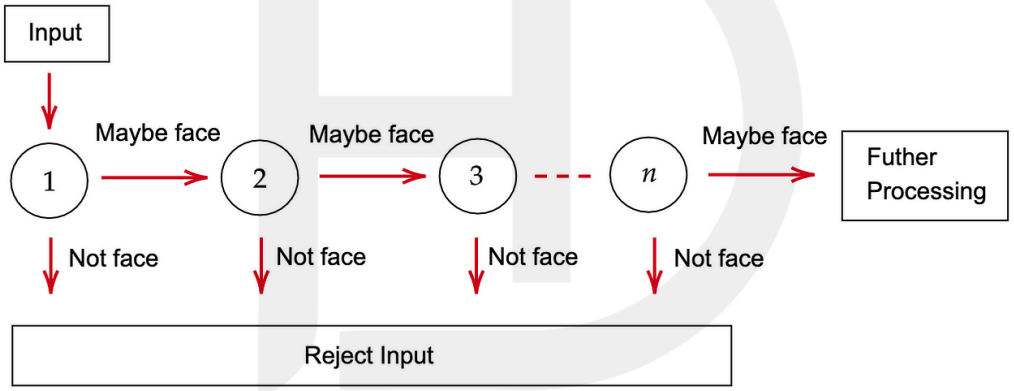

1. Haar-like Features:

- The Viola-Jones algorithm relies on Haar-like features, which are rectangular filters applied to different regions of an image. These features are used to capture patterns of light and dark areas.

2. Integral Image:

- To speed up feature computation, an integral image is used. The integral image allows rapid calculation of the sum of pixel intensities within any rectangular region of the image.

3. AdaBoost for Feature Selection:

- The algorithm employs AdaBoost (Adaptive Boosting), a machine learning technique, to select a small subset of relevant features from a larger pool. It iteratively trains weak classifiers, assigning higher weights to misclassified samples, until a strong classifier is obtained.

4. Cascade Classifier:

- The selected features are organised into a cascade of classifiers. Each stage of the cascade filters out non-face regions progressively, allowing faster rejection of negative samples and reducing computational load.

5. Training with Positive and Negative Samples:

- During the training phase, the algorithm is provided with positive samples (images containing faces) and negative samples (images without faces). The AdaBoost algorithm determines the optimal

combination of features that best discriminate between face and non-face regions.

6. Sliding Window Technique:

- The trained cascade classifier is then applied to the input image using a sliding window technique. The window slides across the image, and at each position, the cascade of classifiers is applied. If a region passes all stages of the cascade, it is labelled as a face.

Image Matching

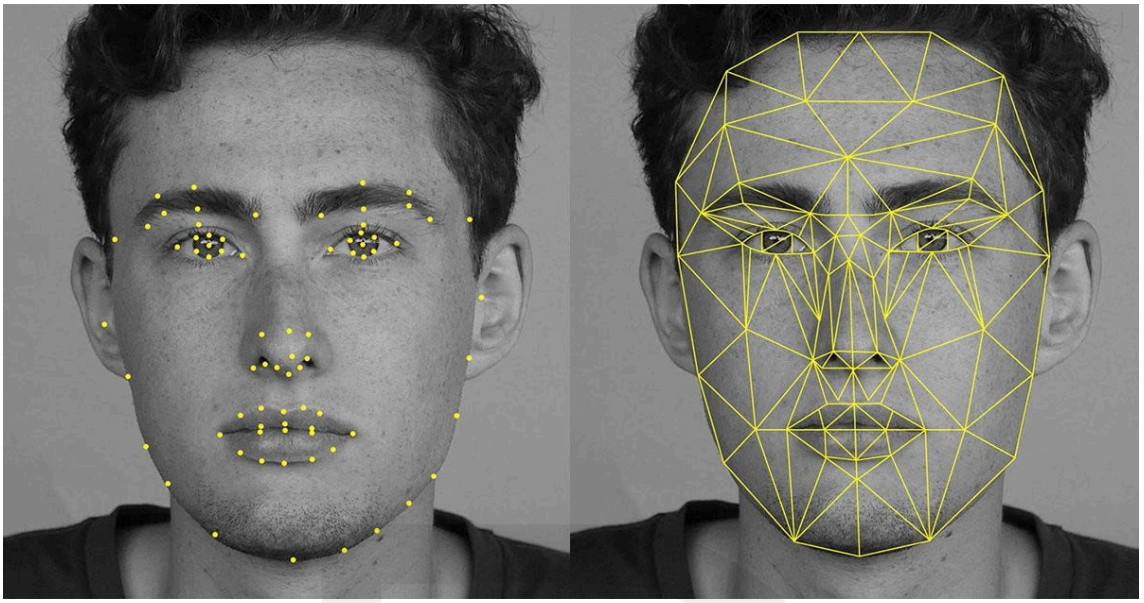

Image matching refers to the process of comparing two or more images to determine their similarity or find corresponding features between them. This is a fundamental task in computer vision and has various applications such as object recognition, image retrieval, and registration. Here's an elaborate explanation of the image matching process:

1. Feature Extraction:

- The first step in image matching involves extracting distinctive features from each image. These features are points, corners, or regions that can be uniquely identified and matched between images. Common feature extraction methods include the Scale-Invariant Feature

Transform (SIFT), Speeded Up Robust Features (SURF), or Convolutional Neural Networks (CNNs) in the case of deep learning approaches.

2. Feature Description:

- Once features are identified, their descriptors are computed. These descriptors encode information about the local image structure around each feature point. The goal is to create a representation that is robust to variations in scale, rotation, and illumination.

3. Feature Matching:

- Features extracted from one image are matched to corresponding features in another image. This is typically done by comparing the descriptors of features using similarity measures like Euclidean distance or a matching score. Matching establishes correspondences between points in different images.

4. Transformation Estimation:

- Based on the matched feature points, a geometric transformation (such as translation, rotation, scaling, or perspective transformation) is estimated to align the two images. Common algorithms for transformation estimation include the Random Sample Consensus

(RANSAC) algorithm, which helps robustly estimate transformations even in the presence of outliers.

5. Homography and Perspective Transformation:

- For planar scenes, a homography matrix can be calculated to model the perspective transformation between images. This is useful in applications like image stitching or panorama creation, where multiple images need to be seamlessly combined.

6. Affine Transformation (Optional):

- In some cases, an affine transformation may be sufficient to model the geometric changes between images. Affine transformations include translation, rotation, scaling, and shearing.

7. Matching Evaluation and Filtering:

- After obtaining initial matches, a filtering step is often applied to remove incorrect correspondences. This can be done using techniques such as ratio tests or geometric consistency checks.

.8 Final Matching Result:

- The final result of image matching is a set of correspondences between points in different images along with the estimated transformation parameters.

This information can be used for various tasks, such as image alignment, object recognition, or generating image mosaics.

9. Applications:

- Image matching finds applications in diverse fields, including image stitching, object recognition, augmented reality, remote sensing, medical image registration, and content-based image retrieval.

Gender prediction



Gender classification in face detection involves using algorithms and models to predict the gender of individuals based on their facial features. Here's an overview of the typical steps involved in implementing gender classification within a face detection system:

1. Face Detection:

- Employ a face detection algorithm to locate and extract faces from an image or video stream. Popular face detection methods include the Viola-Jones algorithm, Histogram of Oriented Gradients (HOG), and deep learning-based approaches using Convolutional Neural Networks (CNNs).

2. Face Preprocessing:

- Normalise and preprocess the face images to enhance the model's ability to identify gender-related features. This may include resizing the images to a standard size, normalisation of pixel values, and alignment of facial landmarks.

3. Feature Extraction:

- Extract relevant features from the face images that are indicative of gender. Common features include the shape of the face, distance between eyes, nose, and mouth, and other facial landmarks.

4. Gender Labelling:

- Create a labelled dataset where faces are associated with their corresponding gender labels (male or female). This dataset is used to train a machine learning model.

5. Model Training:

- Train a gender classification model using supervised learning. Common machine learning models for gender classification include Support Vector Machines (SVM), Decision Trees, Random Forests, or deep learning models like CNNs. The model is trained on the labelled

dataset to learn patterns associated with male and female faces.

6. Validation and Fine-Tuning:

- Validate the model on a separate dataset not used during training to ensure it generalises well to new faces. Fine-tune the model based on validation results to improve performance.

7. Gender Prediction:

- Use the trained model to predict the gender of faces in real-time. The model outputs a probability or a classification (male or female) for each detected face.

8. Confidence Thresholding:

- Apply a confidence threshold to the model's predictions to filter out low-confidence predictions. This helps control false positives and false negatives.

9. Post-processing (Optional):

- Implement post-processing steps as needed. This might include smoothing predictions over time in a video stream or refining predictions based on additional context.

10. Privacy and Ethical Considerations:

- Consider privacy and ethical implications when implementing gender classification in face detection. Address potential biases in the training data and ensure transparency in the use of such technology. Respect individual privacy rights and obtain consent where necessary.

Applications:

- Gender classification in face detection finds applications in various fields, including marketing analytics, demographic analysis, security and surveillance, and personalised user experiences in human-computer interaction systems.

Application of face detection

Face detection has a wide range of applications across various industries and fields. Here are some common and notable applications:

1. Security and Surveillance:

- Face detection is widely used in surveillance systems for identifying and tracking individuals in public spaces, airports, transportation hubs, and critical infrastructure. It enhances security by detecting and monitoring potential threats.

2. Access Control and Biometric Authentication:

- Face detection is employed in access control systems to grant or deny access based on facial recognition.

Biometric authentication using faces is common in smartphones, secure facilities, and digital identity verification.

3. Human-Computer Interaction (HCI):

- In HCI, face detection enables devices to respond to human gestures and expressions. It is used in applications such as gesture-controlled interfaces, facial expression analysis, and virtual reality systems.

4. Social Media and Photo Tagging:

- Social media platforms use face detection for automatically tagging individuals in photos. This enhances user experience and engagement by streamlining the process of identifying and connecting with friends.

5. Retail Analytics:

- Retailers utilise face detection to analyse customer demographics, track customer movements within stores, and personalise shopping experiences. This information helps optimise store layouts and improve marketing strategies.

6. Emotion Recognition:

- Face detection is integrated into systems that recognize and analyse facial expressions to infer emotions. This is employed in human-computer interaction, market research, and mental health applications.

7. Automated Attendance Systems:

- Educational institutions and workplaces use face detection for automated attendance systems. This streamlines the attendance-taking process and provides accurate records.

8. Healthcare:

- Face detection is used in healthcare for patient identification, monitoring vital signs, and assisting in medical imaging analysis. It plays a role in telemedicine, personalised treatment plans, and patient safety.

9. Automotive Safety:

- Advanced driver assistance systems (ADAS) incorporate face detection to monitor the driver's attention level, detect signs of drowsiness or distraction, and enhance overall safety.

10. Forensic and Law Enforcement:

- In forensic investigations, face detection is utilised for identifying and matching faces in crime scene images or surveillance footage. It aids law enforcement agencies in criminal investigations.

11. Augmented Reality (AR) and Virtual Reality (VR):

- Face detection is a crucial component in AR and VR applications. It enables realistic facial animations, avatar customization, and immersive experiences by tracking facial expressions and movements.

12. Customer Service and Chatbots:

- In customer service applications, face detection can be used to enhance interactions. For example, it may help virtual assistants or chatbots analyse customer reactions and adjust responses accordingly.

13. Event Management and Crowd Analytics:

- Face detection is employed in event management for security purposes and to analyse crowd dynamics. It helps in managing crowd flow, ensuring safety, and optimising event logistics.

14. Smart Homes and Internet of Things (IoT):

- Face detection can be used in smart home systems to personalise user experiences, such as adjusting lighting.

.

Conclusion

In conclusion, face detection has evolved into a foundational technology with a multitude of applications, spanning diverse industries and impacting various aspects of our daily lives. The continuous advancements in computer vision, machine learning, and deep learning have significantly enhanced the accuracy, speed, and robustness of face detection algorithms. Here are key points to summarise the significance of face detection:

1. Ubiquity of Applications:

- Face detection technology finds applications across numerous domains, including security and surveillance, human-computer interaction, healthcare, retail analytics, automotive safety, social media, and more. Its versatility makes it a crucial component in enhancing various technological systems.

2. Security Enhancement:

- In security and surveillance, face detection contributes to the identification and monitoring of individuals in public spaces, airports, and critical infrastructure. It plays a pivotal role in enhancing security measures by detecting potential threats and ensuring public safety.

3. Human-Computer Interaction Advancements:

- Face detection has revolutionised human-computer interaction, enabling gesture-controlled interfaces, facial expression analysis, and virtual reality experiences. This technology has transformed the way humans interact with devices and systems.

4. Biometric Authentication and Access Control:

- The integration of face detection in biometric authentication systems has improved access control mechanisms. It is widely used for secure access to devices, facilities, and digital platforms, contributing to enhanced security and privacy.

5. Social and Commercial Impact:

- In the realm of social media and retail, face detection facilitates photo tagging, personalised advertising, and retail analytics. It enhances user experiences, streamlines processes, and contributes to the development of targeted marketing strategies.

6. Healthcare and Automotive Safety:

- Face detection has applications in healthcare for patient identification and emotion recognition. It also plays a critical role in automotive safety systems,

contributing to advanced driver assistance systems (ADAS) and ensuring safe driving practices.

7. Advancements in Technology:

- Continuous advancements in machine learning and deep learning have led to the development of more sophisticated face detection algorithms. These advancements contribute to increased accuracy, faster processing speeds, and improved adaptability to diverse scenarios.

8. Ethical Considerations:

- As face detection technology becomes more prevalent, ethical considerations such as privacy, bias, and potential misuse have gained prominence. Striking a balance between technological advancements and ethical standards is essential to ensure responsible deployment and usage of face detection systems.

9. Future Prospects:

- The future of face detection holds promise for even more refined and context-aware applications. Ongoing research in explainable AI, fairness, and interpretability.